




中节能国祯



2024

环境、社会和治理(ESG)报告

中节能国祯环保科技股份有限公司

CONTENTS

01 /

03 /

05 /

09 /

13 /

13

17

19

"

"

83 /

83 ESG

88

91



01



23

27

30

" "



02




43

50

64

67



03



71

77



2024 2 ESG



2024 1 1 2024 12 31



2024



17 —

— ESG Reporting Initiative, " GRI"

ESG UNSDGs GRI Standards

3

Global



2024 ESG									
"	"					2024			ESG
"	"	"	"	2024	"	2024	1	1	2024 12 31
"	"								
"	"	"	"	"	"				
"	"	"	"	"	"				
"	"								
"	"								
"	"								
"	"								
"	"								
"	"								

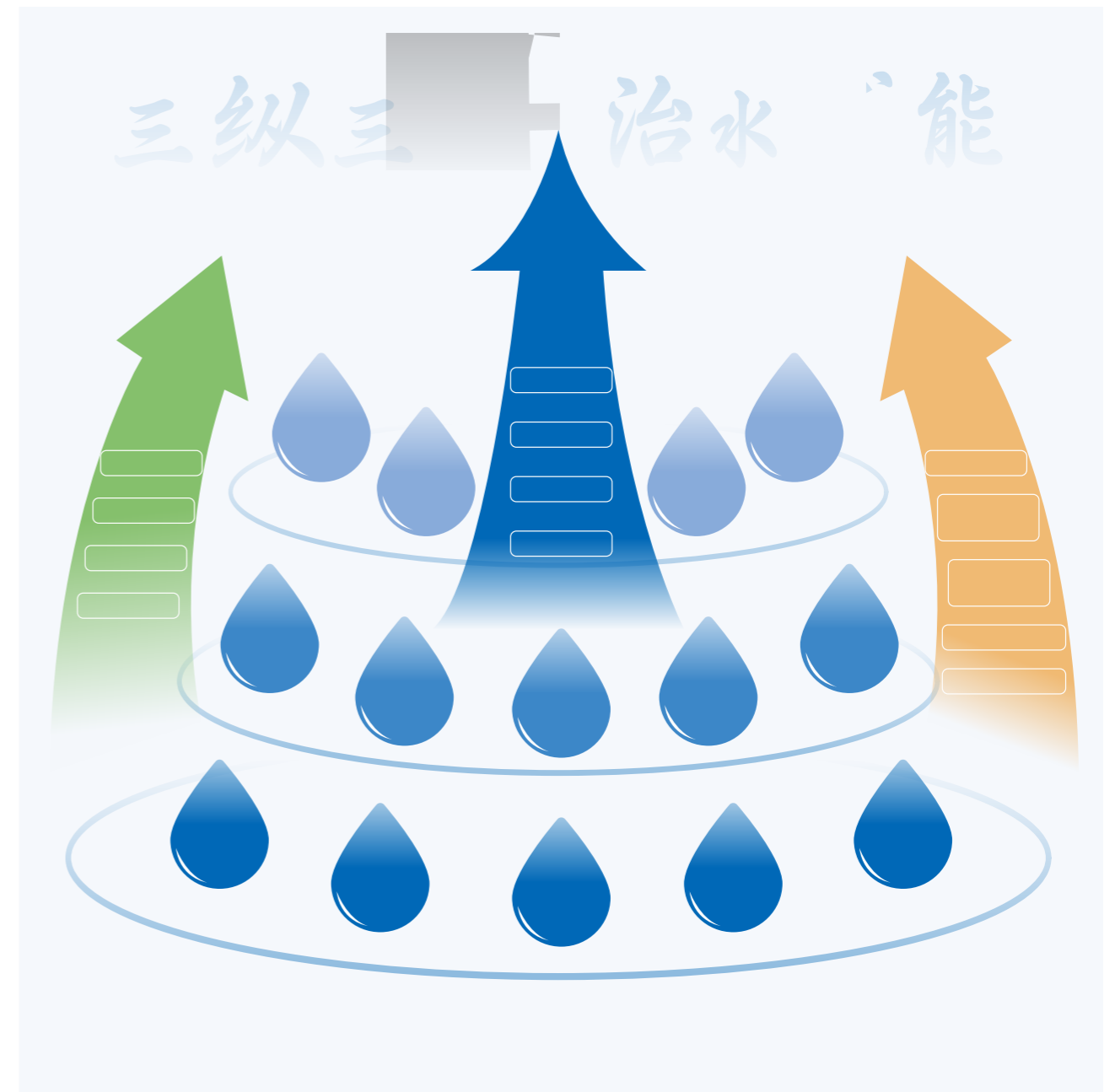
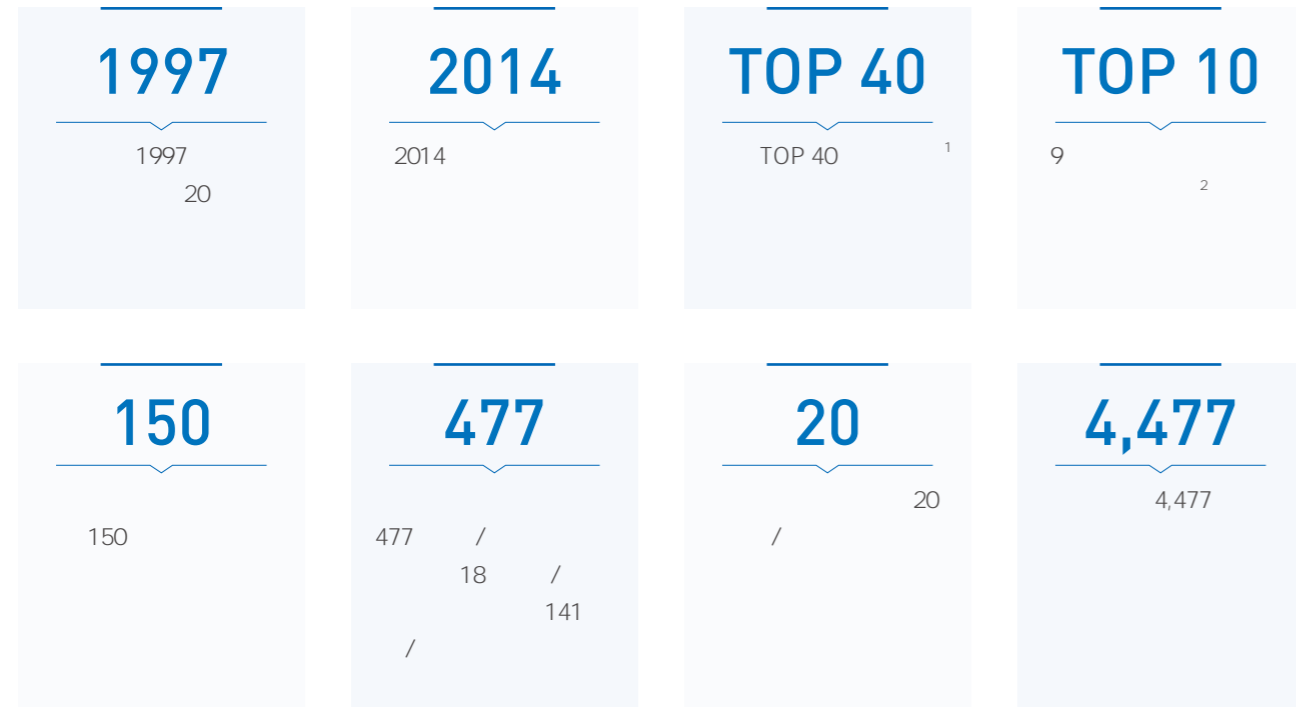


PDF <https://www.gzep.com.cn>

PDF

1997 2014 300388

20



¹ GWI (Global Water Intelligence) 2016 1
² E20 2003 2004 2005 2010 2019 2020 2021 2022 2023

2024



“ E20 ”



“ 50 ”



AAA “ ”



2024



2024

E20



2024

E20



2024

E20



2024



2024



2024

2024

ESG

ESG

SDGs



ESG

ESG

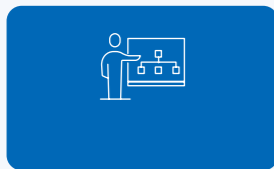

ESG

ESG


ESG



ESG




ESG



ESG

ESG

ESG



2024

	•	•	•
	•	•	•
	•	•	•
	•	•	•
	•	•	•
	•	•	•
	•	•	•
	•	•	•

2024

" " " " " "

ESG




17 —

" "

" " " "

ESG

ESG





专题一

2024

148

22,600

85

-47.1%

750+



2024

148



30

22,600

85

47.1%



750


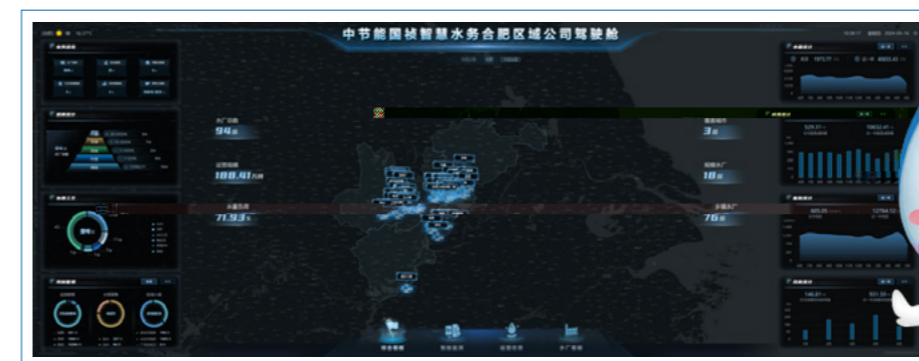


10

AI

AI

EMS





2024 " + "

2024 32.8 / 820 / 15% EMC 100 /215




2024 3

1.8


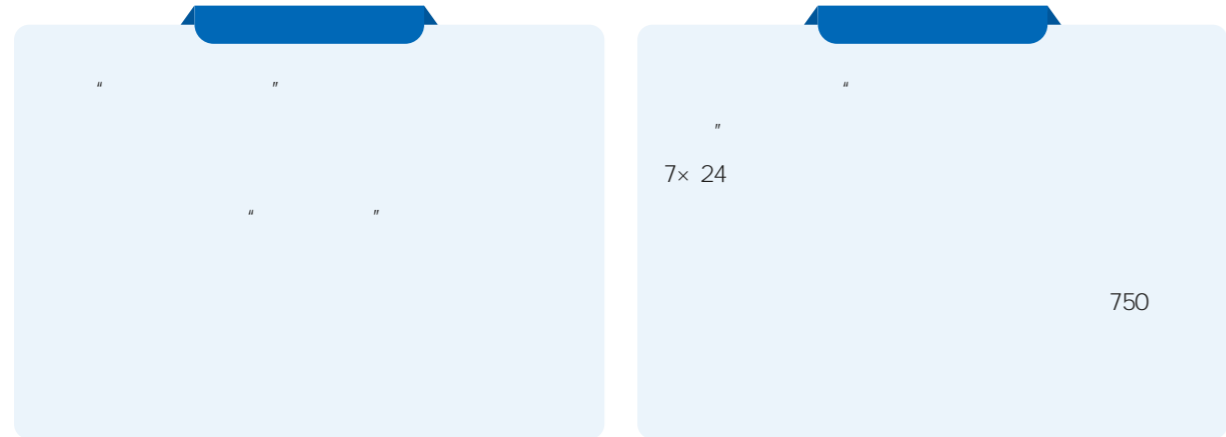
11

200

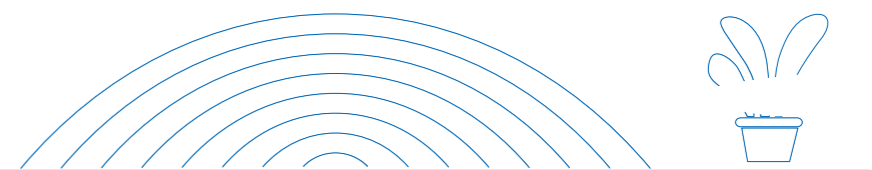





AI 9
2,000



147%
3% ABB
PLC
5% FAAO






01

23

27

30



SDGs

“

“ ” “ ”

” ” ” ”

”

2024



2024

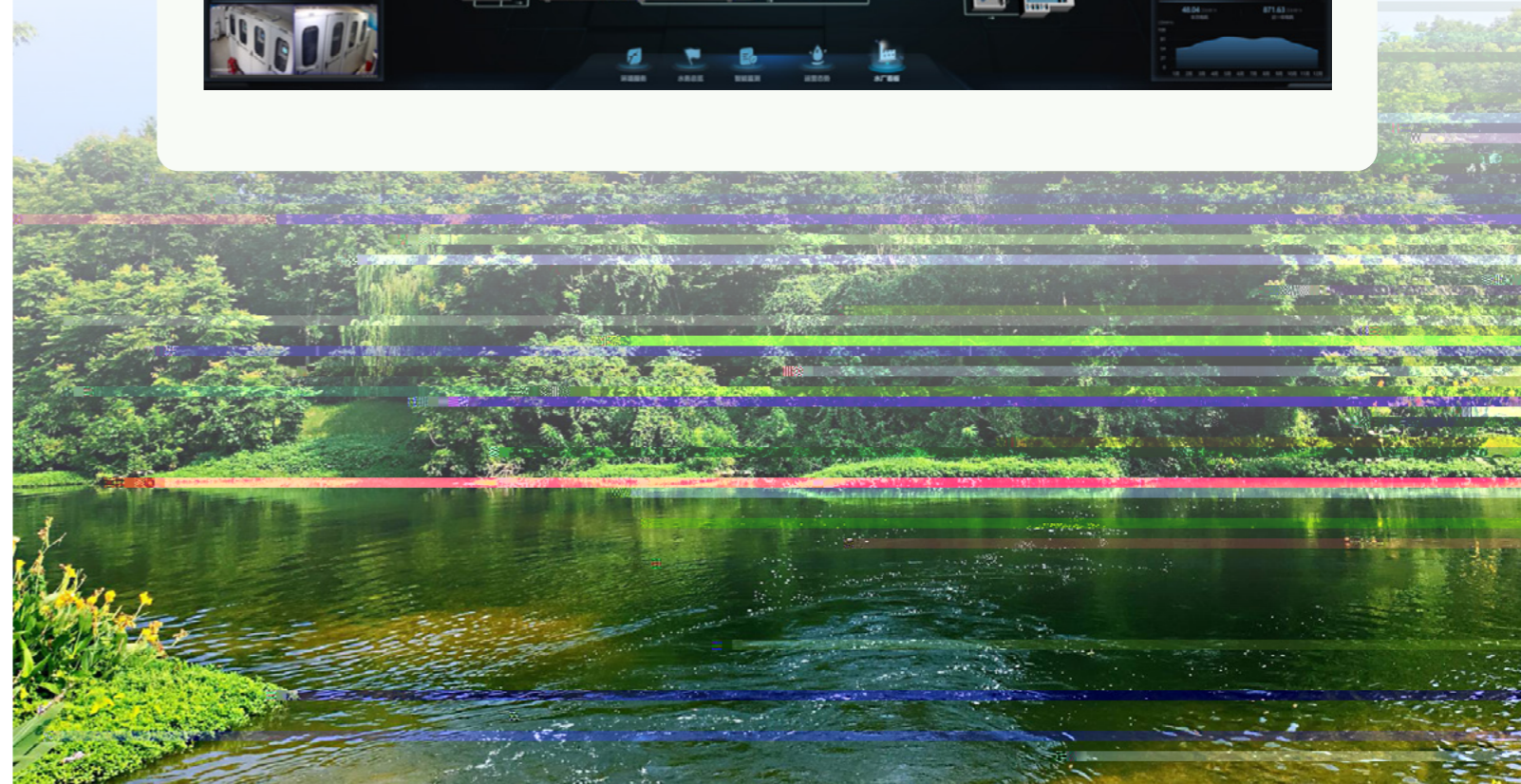



2024 9
ISO 14001

42

2024

/



2023-2030



a

k

"


"



1/4

" "

" "



" " " " " "


E20 1+6" "




2024 E20



2024 E20



T/CSTE 0290.3-2022
GB/T 29153-2012



" AI " " AI "



•

•

•

CCTV

•

•

•

10 600

•

•

•

•

2024

2024

1,046.33

147,229

2025

2030

2025		2030	
•	•	•	•
•	•	•	•
•	0.161	•	•
/	•	•	•
•	0.6988	/	•


2024

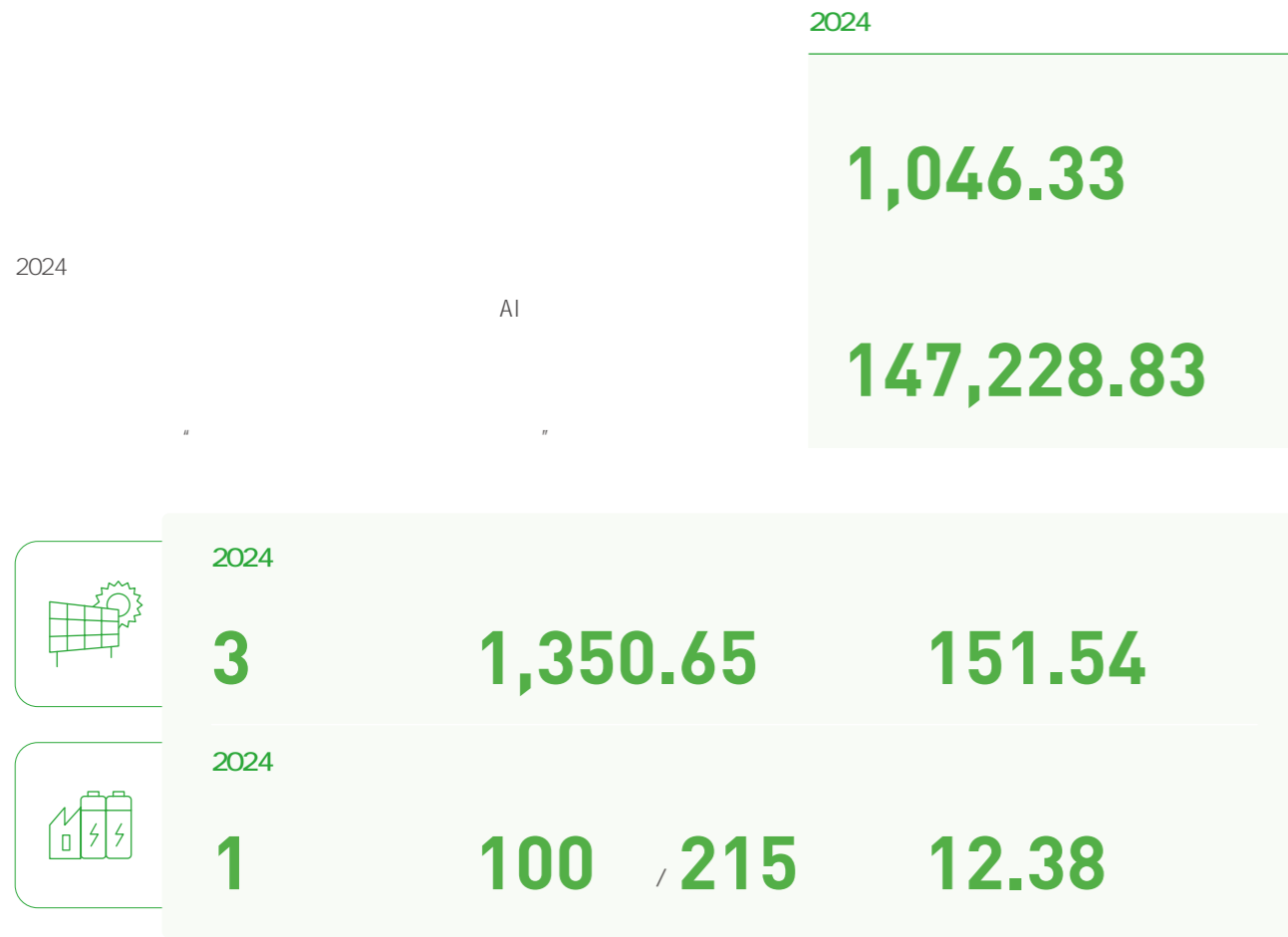
2024

288,201.00

0.7511

2024	
	288,201.00
/	0.7511





2024

2024	
	6.38
	154.15
	136.84
	51,598.90
	1,200.70
%	2.33
/	0.1663

2022	"	+	"		
280	/	16		11,629.98	1,714
	9,958.34			54.43	

2024

" " A20

2024

2024



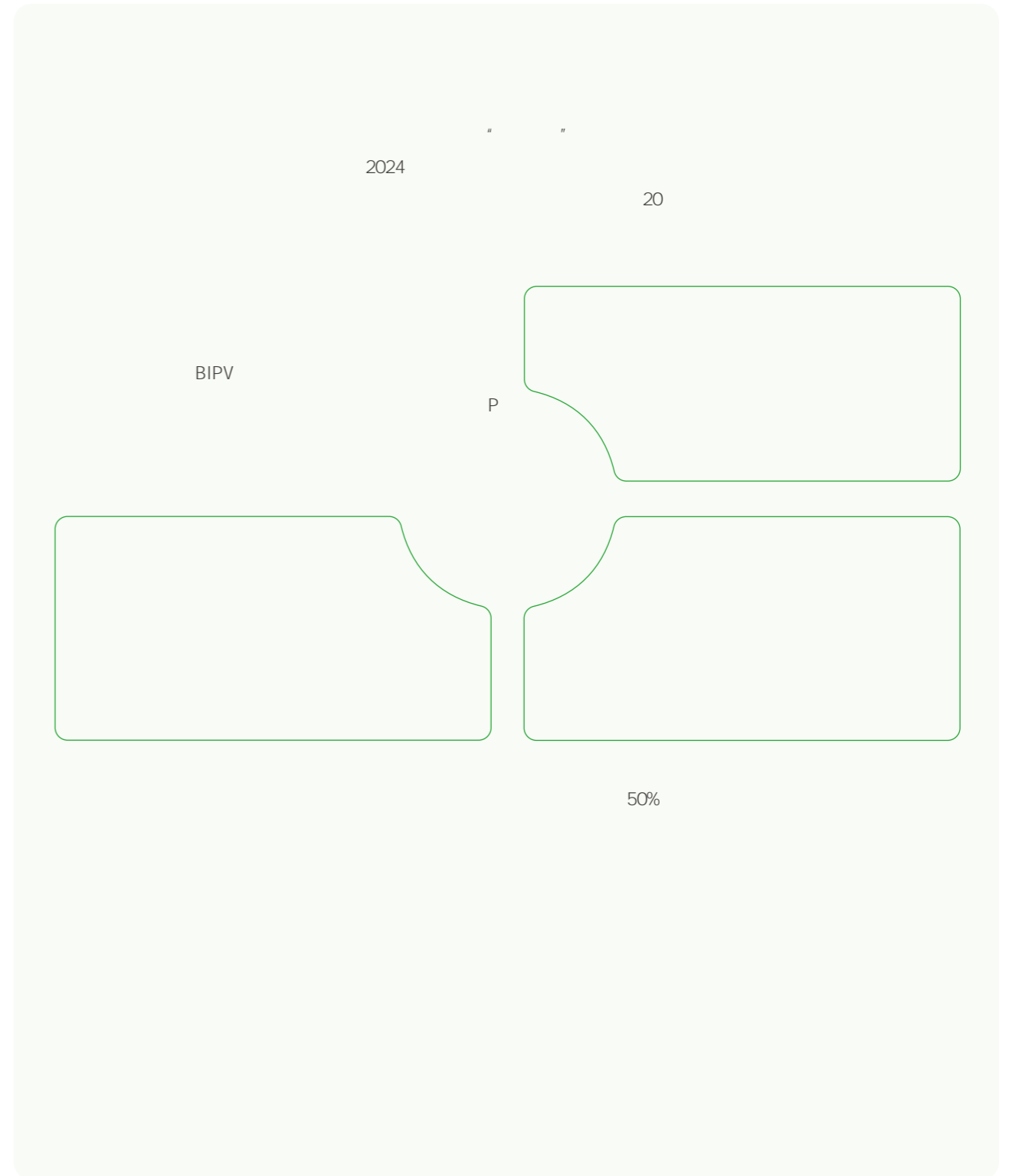
2024

20

BIPV

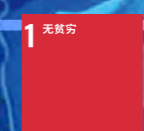
P

50%






SDGs



- 43
- 50
- 64
- 67

“

”



Icon: Bar chart with upward arrow

Icon: Lightbulb

2024

Icon: Bar chart with upward arrow

2024

2,651.21 0.67%

Icon: Person at computer

2024 1 1 2

2024 2

Icon: Certificate

环保科技成果鉴定证书

Icon: Bar chart with upward arrow

2024

2024 9

Icon: Certificate

环保科技成果鉴定证书

2024

2024	2024
	18
	27
	277
	13.85
	193
	90
	14
	5
	21
	30



2024

3

17

2024

" + "

2024 9 5 " 2024 "

" AOA — "

300



2024

2024

287

1

52

1

11

18

2024

1

7

2024

- 1 " " T/CSTE 0290.3—2024
 - 7
- T/GDPAWS 33—2024
- " " T/CSTE 0290.2—2024
 - " " T/CSTE 0290.4—2024
 - " " T/CSTE 0290.1—2024
 - " " T/CSTE 0290.5—2024
 - " " T/CSTE 0290.6—2024
 - " " T/CSTE 0290.7—2024

E20

+



2024 3 28-29 E20 " " " 2024



100%

63

8

12.7%

2,720



2024

		2024
		2,720
		750
	%	27.57
		1,970
	%	72.43
30		438
31-50		1,958
50		324
		151
		1,015
		1,554
		9
		88
		285
		76
		21
		63
		17
		46
		8
		55
		76
	%	2.79
		561
		1
/		227
/	%	8.35

"	"	"	"
		2024	
"	"		
"	"		



“ ”

2024 8



2024

1.7



17



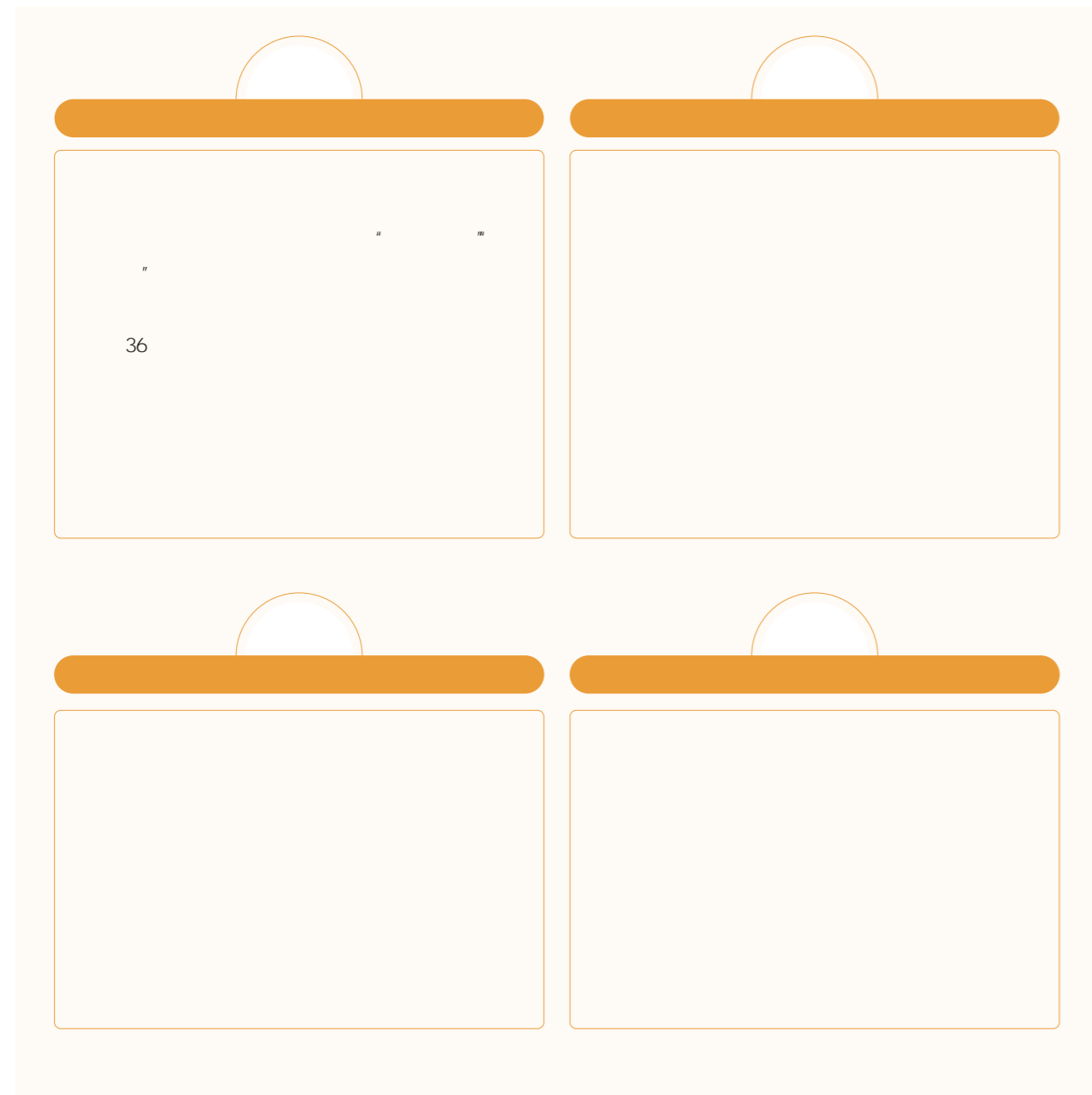
2024

" + "

" + "



2024



2024

2024	
	66,166
	24.82
	37.75
	77.08
%	98.56

" "

2024

2024

2

2024

2024—2026
" 1 +45 +5

45

35

77.8%

42 2024 9
ISO 45001



302

2024

478



2024

7

2024



T/GDPAWS33-2024



2024

"

"

"

"

23

"

42 2024 9 ISO 9001



2024

97.36%

2024

OA

2024



2024	19,179	"
A	"	"

2024	77	"
11	75	"

200	"
-----	---




2024

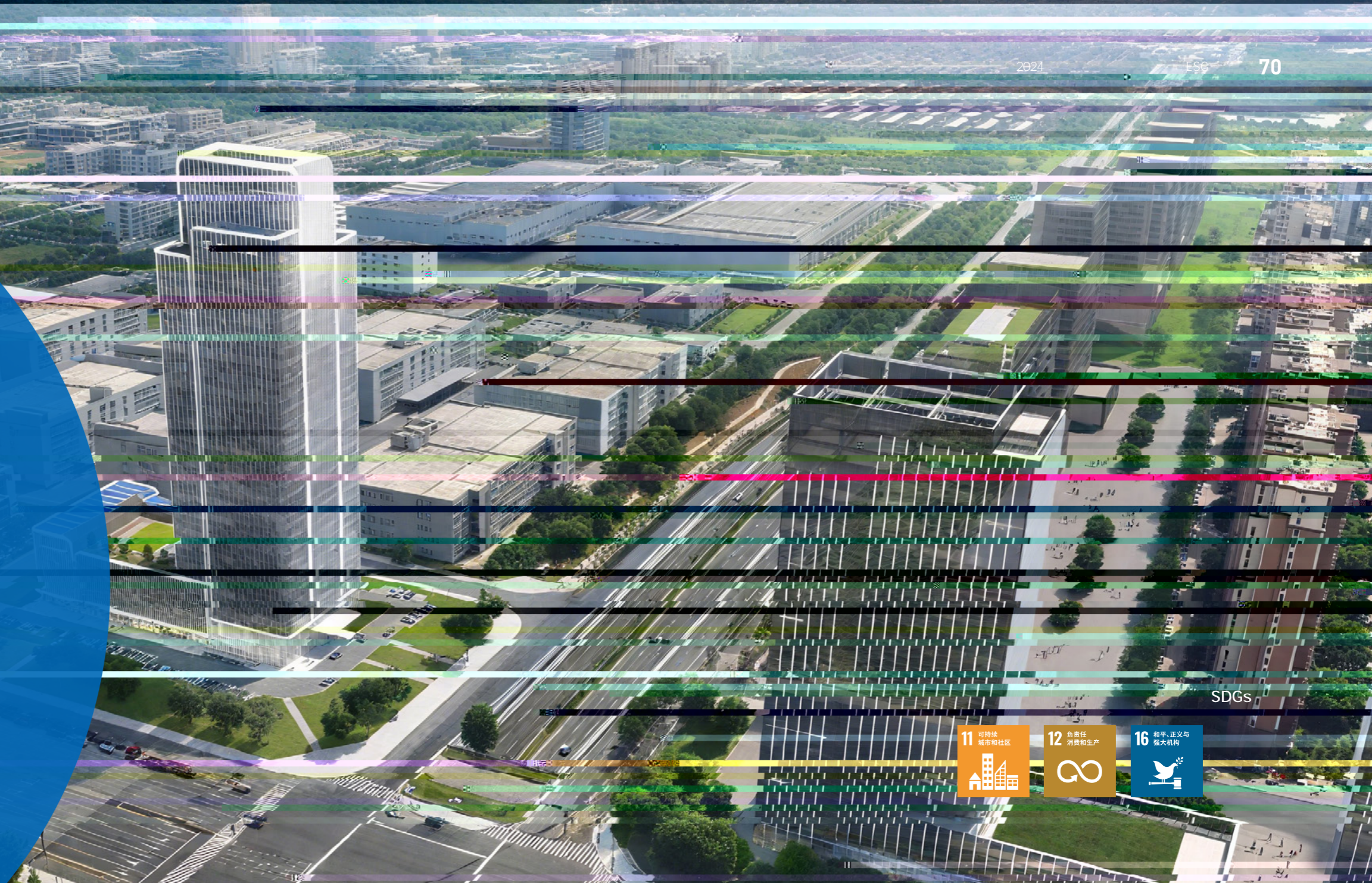
350	1,380
	1,000



"	"	120	4,000
"	"	30	



03



SDGs



71

77


“

ESG

”



Three vertical panels with light blue backgrounds and white text boxes at the top. Each panel contains the year '2024' and a corresponding icon at the bottom: a computer monitor with a refresh symbol, a graduation cap, and a gear with a circuit board.




2024







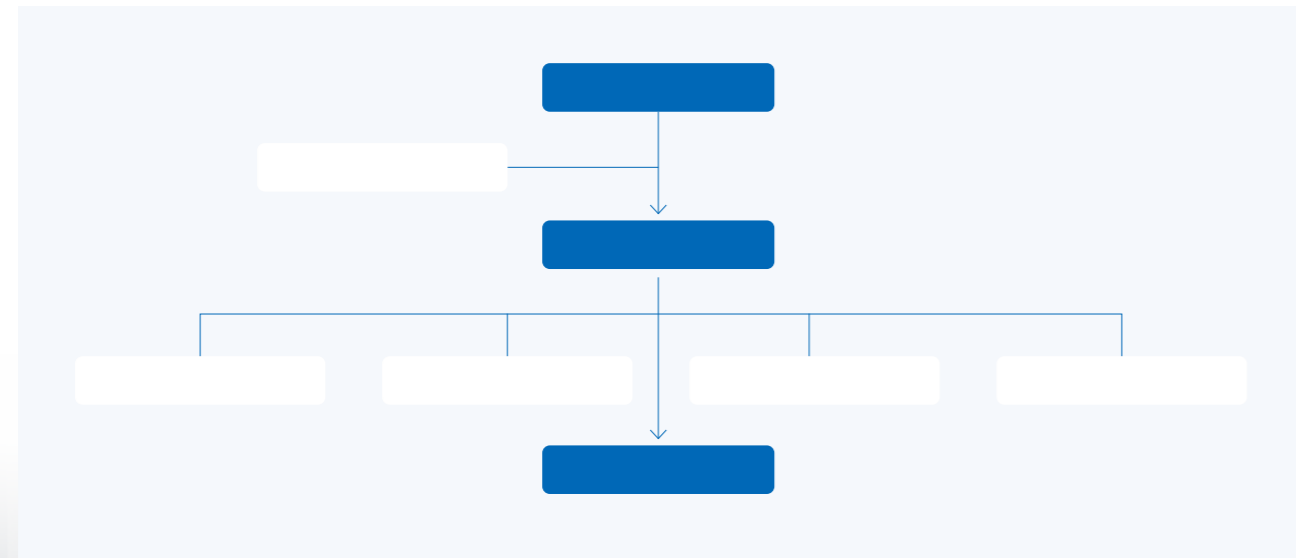
A grid of six blue-bordered boxes with white text placeholders. The top row has two boxes, the middle row has two boxes, and the bottom row has three boxes. The bottom row boxes contain icons: a ruler, a paperclip, and chess pieces. The year '2024' is visible in the first box of the bottom row.



103




ESG



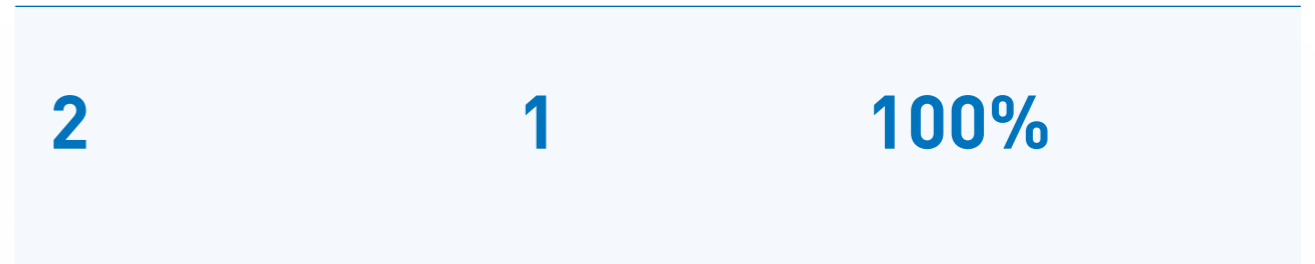


2024

	2024
	3
%	33.33
	2
%	22.22
	9
30	0
30-50	2
50	7




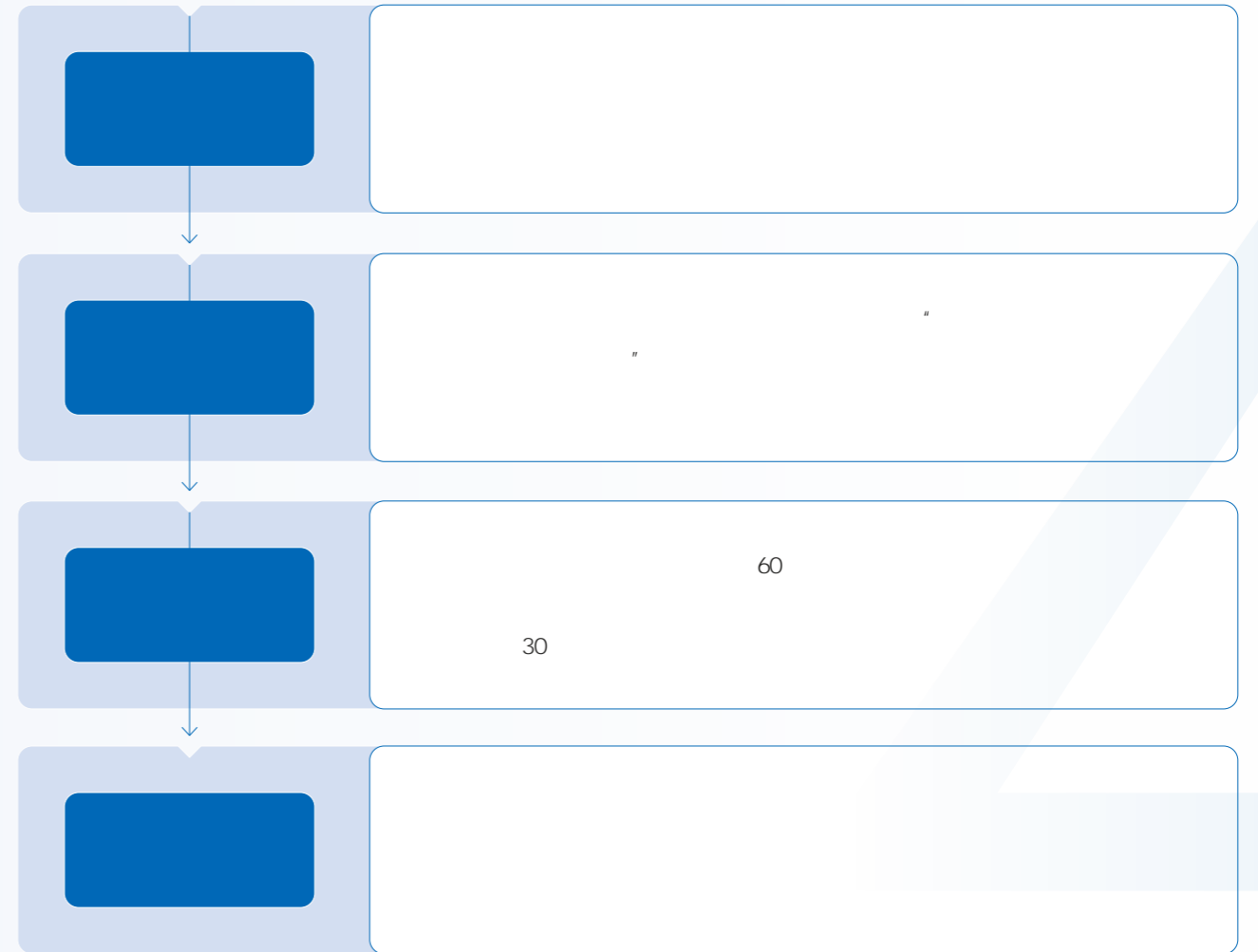
ESG



2024

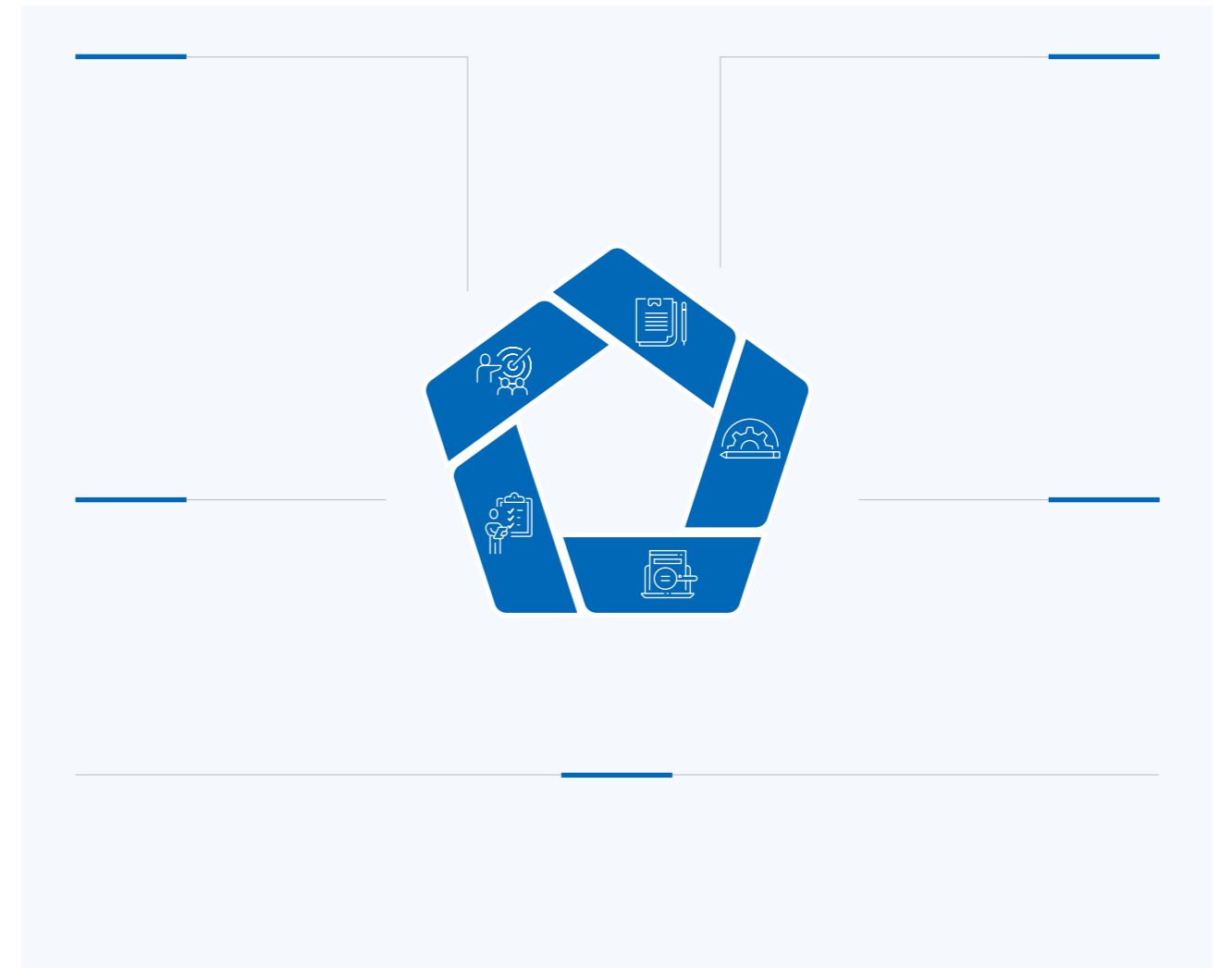


AAA



Five horizontal bars with icons on the left and a dash in the center:

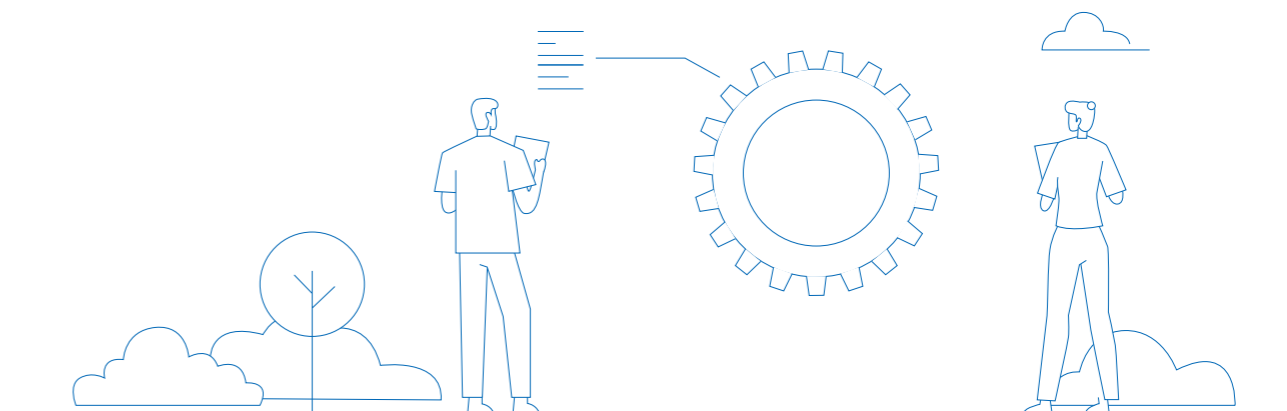
- Icon: Group of people with gears.
- Icon: Checklist with a ruler and a checkmark.
- Icon: Group of people.
- Icon: Gear with an upward arrow.
- Icon: Person with a briefcase.



2024
1,484

2024

2024



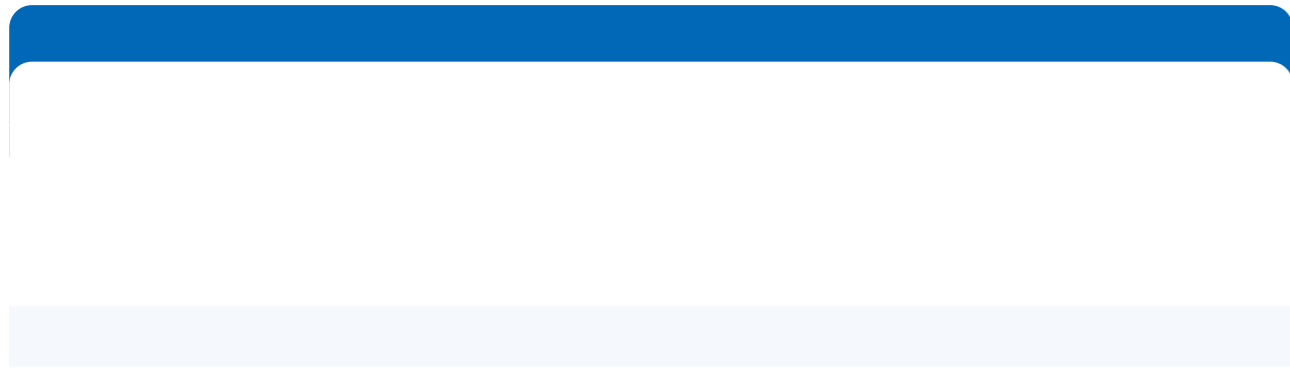
ESG



2024	
	147,228.83
	1,046.33
%	38.64
	1,109.28
%	9.70
	119.09
	0.53
	0
()	2.79
	0.27
	146,937.92
COD	216,346.91
	4,062.57
	28,736.40
	30,889.76

2024	
	65.26
	0.0153
	288,201.00
/	0.7565
	6.38
	154.15
	136.84
	51,598.90
	1,200.70
%	2.33
/	0.1663

2024	
	18
	27
	277
	13.85
	193
	90





2024

	3
%	33.33
	2
%	22.22
	9
30	0
30-50	2
50	7
	3
	400



17 —

	1	" "
	2	
	3	
	4	
	5	
	6	" "
	7	
	8	" "
	9	
	10	
	11	
	12	/
	13	
	14	
	15	
	16	
	17	
	18	
	19	
	20	
	21	



2024

ESG

1.

2.

3.

4.

5.

1.

2.

3.



<https://www.gzep.com.cn>

gzep@gzep.com.cn

2688

14-16

0551-65311811



300388

<https://www.gzep.com.cn/>